



# HILLVIEW SENIOR MEN'S GOLF LEAGUE



NEXT LUNCHEON JUNE 19

38th SEASON

<div style="background-color: red; color: white; padding: 5px; text-align: center;">                     ○○○ RAINOUT ○○○                      ○○○ LAST ○○○                      ○○○○○ WEEK ○○○○○                      ○○○○○○○○○○○○○○○○○○○                 </div>		ROUND 2 TEE-TIME LIST SCHEDULED NINE	ROUND 1 RESULTS ---- 5/15/24			HISTORY									
			New Quota*	New Flight	Points over Old Quota		Points Scored		Won in 2024 **	Revised Old Quota	Minimum Point Score***	Average Point Score****	Last 3 Scores Adjstd Pts		
							Front	Back					Recent->		
			MEMBERS					WINNERS							
ADEY	DAVE	Front	4	C	+1		5	\$0	4	3	3.1	5	3	5	
ANGELO	JOHN	Front	7	B	+3	B Back \$40	9	\$40	6	5	4.9	6	6	9	
ANNAIAN	ROBERT	Front	2	D	+1		2	\$0	1	0	1.5	1	1	2	
ARMSTRONG	TOM							\$0							
ASSINI	RON	Front	5	C	-3		3	\$0	6	5	4.3	5	5	5	
BAJDEK	JOE	Back	4	C	-2		3	\$0	5	4	3.6	4	4	4	
BARBOSA	RICHARD		3	D				\$0	3	2	2.1	2	2	3	
BARLETTA	JOE	Front	5	D	-3		2	\$0	5	4	2.9	2	7	4	
BARRY	DAVID	Back					5	\$0						5	
BASTIANI	TONY		4	C				\$0	4	3	4.2	4	4	3	
BATTLES	RICHARD	Back	7	B	-2		5	\$0	7	6	5.4	8	6	6	
BEAUPRE	RONALD	Front	7	C	-3		4	\$0	7	6	4.4	10	10	6	
BEIGHLEY	JAMES	Front	3	C	-1		2	\$0	3	2	3.3	3	3	2	
BENTLEY	ROBERT		10	A				\$0	10	9	9.2	11	11	10	
BERRY	BILL	Back	3	D	-1		2	\$0	3	2	2.9	3	3	2	
BERTETTI	DAVE	Front	3	D	-2			\$0	3	2	1.6	5	2	2	
BESSONE	CARLO		6	B				\$0	6	5	5.7	7	6	6	
BLACKWOOD	BRIAN	Back					3	\$0						3	
BONGIOVANNI	ANTHONY	Front	3	D	+2		4	\$0	2	1	1.1	1	2	4	
BOOTH	WALTER							\$0							
BOTELHO	ARTHUR	Front	4	C	-1		3	\$0	4	3	3.1	3	4	3	
BOYCE	BOB	Back	7	B	+2	B Front \$10	8	\$10	6	5	5.3	7	7	8	
BROWN	LARRY	Front	3	C	-3			\$0	4	3	3.6	3	3	3	
BUCKLEY	JIM	Back	5	C	+3	C Front \$40	7	\$40	4	3	3.4	4	3	7	
BURDITT	BILL	Front	3	D	-1		2	\$0	3	2	1.7	4	2	2	
BURKE	ED	Front	10	A	+3	A Back \$10	12	\$10	9	8	8.4	10	8	12	
BURKE	HANK	Front	10	A	-7		5	\$0	12	11	8.6	11	11	11	
BURKE	JOE	Front	4	D	+1		5	\$0	4	3	2.8	6	4	5	
BUTCHER	SIMON							\$0							
CALVERT	IAN	Front	9	A	+1		10	\$0	9	8	8.8	9	9	10	
CANNON	JERRY	Back	6	C	-6		0	\$0	6	5	3.0	8	5	5	
CAPOZZI	DAN	Back					9	\$0						9	
CARDOZA	PAT	Back	3	D	-1		2	\$0	3	2	2.3	4	2	2	
CARUCCI	CHARLES		3	C				\$0	3	2	3.2	3	2	3	
CARVER	HAROLD L	Front	1	D	-1		0	\$0	1	0	0.4	1	1	0	
CATANZANO	PAUL	Back	7	A	+1		7	\$0	6	5	6.9	6	6	7	
CAVALLARO	SEB	Front	4	C	-2		3	\$0	5	4	3.3	4	4	4	
CIACCIA	TOM		6	B				\$0	6	5	5.0	5	5	7	
CICCARIELLO	JOSEPH		4	C				\$0	4	3	3.1	5	3	3	
CIULLA	GUS	Front	5	C	-5		0	\$0	5	4	3.5	6	4	4	
COCCHIARO	TONY		6	B				\$0	6	5	5.3	7	7	7	
COLEMAN	FRANCIS	Front	5	B	-2		3	\$0	5	4	4.9	5	5	4	
COLLINS	BILL	Front					8	\$0						8	
CONSTANTINE	PETER		3	D				\$0	3	2	2.2	3	3	2	
COSTELLO	PETER	Back	9	A	+1		10	\$0	9	8	8.4	10	10	10	
CRANNEL	JON	Back	7	A	-3		4	\$0	7	6	6.8	6	7	6	
CREIGHTON	BOB	Back	12	A	+3	A Front \$10	14	\$10	11	10	9.1	12	10	14	

# HILLVIEW SENIOR MEN'S GOLF LEAGUE

NEXT LUNCHEON JUNE 19

38th SEASON



MEMBERS		ROUND 2 TEE-TIME LIST SCHEDULED NINE	ROUND 1 RESULTS ---- 5/15/24			HISTORY											
			New Quota*	New Flight	Points over Old Quota	 WINNERS	Points Scored		Won in 2024 **	Revised Old Quota	Minimum Point Score***	Average Point Score****	Last 3 Scores Adjstd Pts Recent->				
							Front	Back									
CRISPO	JAMES	Back	4	C	+1		4		\$0	3	2	3.5	3	3	4		
CUOZZO	BOB	Back	5	C	-1		4		\$0	5	4	4.2	5	5	4		
CURRAN	DAVE	Front	4	D	+6	D Back \$40		7	\$40	1	0	1.7	1	1	7		
D'ENTREMONT	ROGER	Front	4	C	-1			3	\$0	4	3	3.3	4	4	3		
DALEY	ROBERT		1	D					\$0	1	0	0.6	0	1	0		
DASCOLI	ERNIE	Back	11	A	-3		9		\$0	12	11	10.1	10	12	11		
DEHART	DON	Front	6	B	-2			4	\$0	6	5	4.6	5	8	5		
DEMAGGIO	DENNIS	Back	9	A	+2		10		\$0	8	7	7.1	7	9	10		
DEMAGGIO	KEN	Back	8	A	+2		9		\$0	7	6	6.6	7	7	9		
DENARO	PAUL	Front	3	D	+2			4	\$0	2	1	1.6	2	3	4		
DEVOE	ARMAND	Back	5	D	-4		1		\$0	5	4	3.0	7	4	4		
DILIEGRO	TOM	Back	4	C	-1		3		\$0	4	3	3.4	4	3	3		
DINSMORE	FRANK	Back	14	A	EVEN		14		\$0	14	13	12.6	13	15	14		
DOHERTY	TED		5	C					\$0	5	4	3.4	7	4	4		
DORSEY	PAUL	Front	6	B	-3			3	\$0	6	5	4.7	7	6	5		
EMMA	SAL	Front	2	D	EVEN			2	\$0	2	1	1.5	1	2	2		
EVANS	BOB	Back	5	B	EVEN		6		\$0	6	5	4.8	6	5	6		
FAY	STEVE	Back	3	D	-1		2		\$0	3	2	2.3	4	3	2		
FERRARO	FRANK	Front	8	A	-1			7	\$0	8	7	7.9	8	7	7		
FILOSI	JOHN	Back	12	A	EVEN		12		\$0	12	11	9.8	14	11	12		
FISHER	WAYNE	Back	8	A	-2		6		\$0	8	7	6.8	7	9	7		
FITZGERALD	DAVE	Back	7	B	-3		4		\$0	7	6	6.0	8	8	6		
FITZGERALD	RAY	Back	3	D	+2	D Front \$40	4		\$40	2	1	1.5	2	2	4		
FLYNN	JIM	Back	7	B	-4		4		\$0	8	7	5.3	7	8	7		
FRANZOSA	PAT	Back	4	C	-4		1		\$0	5	4	3.4	4	4	4		
FULLERTON	PAUL	Back	9	A	EVEN		9		\$0	9	8	8.9	9	10	9		
GILARDI	LOU		6	B					\$0	6	5	5.9	6	7	7		
GIRARD	BUD	Back	10	A	-3		7		\$0	10	9	8.5	12	9	9		
GOULD	DAVE	Front						7	\$0						7		
GRANEY	JOHN	Front	3	D	-4			0	\$0	4	3	2.4	3	3	3		
GRANNAN	BILL		7	A					\$0	7	6	6.8	7	7	7		
GREEN	TIM	Back					4		\$0						4		
GUNDRUM	ED	Back	5	C	+1		5		\$0	4	3	4.3	4	3	5		
HAGER	GARY	Back	2	D	EVEN	D Front \$10	2		\$10	2	1	1.3	2	1	2		
HAHN	TERRY	Back	5	C	-1		4		\$0	5	4	3.8	4	6	4		
HARVEY	DON	Back	7	A	-6		1		\$0	7	6	6.6	7	8	6		
HENDERSON	RON	Back	5	B	EVEN		5		\$0	5	4	4.7	5	5	5		
HERB	BARRY	Back	8	A	-1		8		\$0	9	8	7.4	8	8	8		
HOBBY	HARRIE	Back	6	B	+1		6		\$0	5	4	5.6	5	5	6		
HOOD	CHET	Back	0	D	-1		0		\$0	1	0	0.9	0	0	0		
HOYT	GREGORY	Back					6		\$0						6		
HUNT	DAVID	Front	6	B	-1			5	\$0	6	5	5.2	5	7	5		
HURTON	BRIAN	Front	9	A	EVEN			10	\$0	10	9	8.6	9	9	10		
JENSEN	RICHARD	Back					5		\$0						5		
JESSER	RICHARD		7	B					\$0	7	6	5.6	9	6	7		
JEZOWSKI	JIM	Back	4	C	EVEN		4		\$0	4	3	3.3	3	3	4		
JOSEPHSON	BILL		5	C					\$0	5	4	4.3	6	5	5		
KAES	OTTO	Front	8	A	+1			9	\$0	8	7	6.9	7	9	9		

**HILLVIEW SENIOR MEN'S GOLF LEAGUE**

NEXT LUNCHEON JUNE 19 38th SEASON

○○○ RAINOUT ○○○ ○○○ LAST ○○○ ○○○○○ WEEK ○○○○○ ○○○○○○○○○○○○○○○○○		ROUND 2 TEE-TIME LIST SCHEDULED NINE	ROUND 1 RESULTS ---- 5/15/24				HISTORY												
			New Quota*	New Flight	Points over Old Quota		Points Scored		Won in 2024 **	Revised Old Quota	Minimum Point Score***	Average Point Score****	Last 3 Scores Adjstd Pts Recent->						
							Front	Back					1	2	3				
<b>MEMBERS</b>																			
KASPZAK	KENNETH	Back			+1			0		\$0									0
KLOCKOW	DENNIS	Front	2	D	+1			3		\$0	2	1	1.0	1	2	3			
KWIATKOWSKI	CHESTER A	Front	8	A	+1			9		\$0	8	7	6.9	10	7	9			
LAMONTAGNE	HENRY	Front	9	A	-1			8		\$0	9	8	8.0	9	9	8			
LANKOWSKI	JAN	Front	3	D	-2			1		\$0	3	2	1.9	4	2	2			
LAQUIDARA	PETER	Back	8	B	+2					\$10	7	6	6.3	7	8	9			
LARSON	GEORGE	Back	11	A	-2			10		\$0	12	11	10.3	12	11	11			
LASCOLA	MATT	Back	10	A	-2			8		\$0	10	9	9.8	10	10	9			
LINEHAN	JEFF	Front	6	C	-3			3		\$0	6	5	4.3	6	8	5			
LOCKE	CHARLES		5	B						\$0	5	4	4.6	6	6	6			
LOGSDON	PHIL	Front	4	D	EVEN			4		\$0	4	3	2.9	5	3	4			
LONGO	ERNIE		4	C						\$0	4	3	3.8	4	4	3			
MACARTHUR	KEN	Back	5	B	EVEN			5		\$0	5	4	4.6	6	6	5			
MACDONALD	JOHN	Back	11	A	-1			10		\$0	11	10	9.3	12	10	10			
MACDONALD	LEONARD	Back	6	B	+1			6		\$0	5	4	5.1	4	4	6			
MACISAAC	DAN	Front						6		\$0						6			
MAGUIRE	CHARLES		8	B						\$0	8	7	6.0	6	9	7			
MARCHESE	JAMES	Front	2	D	+3			4		\$0	1	0	0.9	1	2	4			
MARRIER	PAUL	Back	10	A	-1			9		\$0	10	9	10.2	10	10	9			
MAZUR	DAVE	Front	3	D	+3			5		\$0	2	1	1.1	1	2	5			
MCCORMICK	JOHN		6	B						\$0	6	5	6.1	6	6	6			
MCKALLAGAT	SHAWN	Back	8	B	+5			11		\$40	6	5	5.1	5	5	11			
MCLELLEN	ERNIE		3	D						\$0	3	2	3.0	3	3	3			
MCQUILKIN	JACK	Front						4		\$0						4			
MERCURI	RAYMOND	Back	4	C	-1			4		\$0	5	4	3.8	5	4	4			
MERKEL	DAVID	Back	8	A	EVEN			8		\$0	8	7	6.6	10	7	8			
MILOTTE	ROBERT	Front	5	B	-3			3		\$0	6	5	4.6	5	5	5			
MORAN	JIM		2	D						\$0	2	1	1.8	2	2	1			
MULCAHY	BILL	Front						7		\$0						7			
MURPHY	JAMES	Back	10	A	+2			12		\$0	10	9	8.1	9	9	12			
MURPHY	WILLIAM	Front	2	D	-1			1		\$0	2	1	1.5	1	2	1			
NESTOR	PETER	Back	6	C	-3			3		\$0	6	5	4.1	5	7	5			
NICHOLS	KEVIN	Front	10	A	EVEN			10		\$0	10	9	9.8	11	10	10			
NICIEWSKY	ROSS	Front	6	B	-3			3		\$0	6	5	5.5	7	5	5			
NOBLE	FRANK	Front	4	D	+4			6		\$10	2	1	1.6	1	1	6			
NORTON	ANDY	Back	3	C	-2			2		\$0	4	3	3.1	3	3	3			
NYE	RAYMOND	Back	6	B	-1			5		\$0	6	5	5.0	5	7	5			
O'CONNELL	ROC	Front	8	A	+2			10		\$0	8	7	6.7	6	10	10			
O'DONNELL	PHIL	Back	6	B	-2			4		\$0	6	5	5.6	7	5	5			
O'KEEFE	RON	Front	6	B	-4			3		\$0	7	6	6.4	6	6	6			
PENNY	AL	Back	5	C	+1			6		\$0	5	4	4.2	5	5	6			
PETERS	REGGIE	Back	3	D	-2			1		\$0	3	2	2.5	4	2	2			
PITHIS	STEVEN	Back	7	B	-1			6		\$0	7	6	5.1	8	6	6			
POORE	LARRY	Front	6	B	-1			5		\$0	6	5	5.8	7	7	5			
POPP	HAROLD	Front	8	B	EVEN			8		\$0	8	7	6.3	6	10	8			
PORTER	GLENN	Back	6	B	-1			5		\$0	6	5	4.8	5	7	5			
QUIMBY	FRANK	Front	7	B	EVEN			7		\$0	7	6	6.3	6	8	7			
QUINN	PHIL	Back	4	C	+1			5		\$0	4	3	3.5	4	5	5			
REGO	RICHARD	Back	8	B	+1			9		\$0	8	7	5.5	10	7	9			

**HILLVIEW SENIOR MEN'S GOLF LEAGUE**

NEXT LUNCHEON JUNE 19 38th SEASON

○○○ RAINOUT ○○○ ○○○ LAST ○○○ ○○○○○ WEEK ○○○○○ ○○○○○○○○○○○○○○○○○		ROUND 2 TEE-TIME LIST SCHEDULED NINE	ROUND 1 RESULTS ---- 5/15/24				HISTORY													
			New Quota*	New Flight	Points over Old Quota		Points Scored	Won in 2024 **	Revised Old Quota	Minimum Point Score***	Average Point Score****	Last 3 Scores								
												Front	Back	Front	Back	Recent->				
<b>MEMBERS</b>																				
RODENHISER	AL	Front	5	C	+3	C Back \$20		7	\$20	4	3	3.7	5	3	7					
ROSS	GEORGE	Back	6	B	+1		7	7	\$0	6	5	5.5	6	6	7					
SANTOSUOSSO	FREDDY								\$0											
SAVAGEAU	RONALD		0	D					\$0	0	0	0.6	0	0	0					
SEREVITCH	JAMES	Front	9	A	+4	A Back \$40		11	\$40	7	6	6.7	8	8	11					
SHAW	JOHN	Back	3	D	-3		0		\$0	3	2	1.9	4	4	2					
SIMMONS	GARY	Front	5	C	+1			6	\$0	5	4	4.5	5	6	6					
SMITH	ED	Front	14	A	-2			12	\$0	14	13	12.2	15	15	13					
SMITH	PAUL	Front	6	C	EVEN			6	\$0	6	5	4.4	8	5	6					
SNOW	GEORGE	Back	8	A	-2		7		\$0	9	8	8.4	8	8	8					
STACK	GEORGE		5	B					\$0	5	4	4.9	5	6	5					
STRANDBERG	ROBERT	Front	8	A	EVEN			8	\$0	8	7	7.6	7	7	8					
STRATTON	RICHARD	Back	6	B	-3		3		\$0	6	5	5.4	6	5	5					
SULLIVAN	BILL	Back	12	A	+3	A Front \$10	14		\$10	11	10	9.4	12	10	14					
SULLIVAN	DANIEL	Front	6	B	+1	B Back \$10		7	\$10	6	5	5.8	7	7	7					
TALBOT	WALTER	Back	1	D	EVEN	D Front \$10	1		\$10	1	0	0.5	0	0	1					
TAMMARO	FRANK	Back	6	C	+2	C Front \$10	7		\$10	5	4	4.1	5	4	7					
TAYLOR	JAMES	Back	12	A	+7	A Front \$40	16		\$40	9	8	8.9	9	9	16					
TOMPKINS	RICHARD		2	D					\$0	2	1	2.6	2	2	2					
TRICCA	CARL		5	C					\$0	5	4	3.9	4	5	7					
TRUITT	DON	Front						7	\$0						7					
TSAKOS	NICK	Back	5	C	-4		1		\$0	5	4	3.3	3	7	4					
VIEIRA	JAMES	Front	2	D	-1			1	\$0	2	1	1.7	3	1	1					
WALDEN	GEORGE		4	C					\$0	4	3	3.3	4	4	3					
WALKER	BILL	Front	5	C	+3	C Back \$20		7	\$20	4	3	3.7	4	4	7					
WALL	FRANK	Back	8	A	-4		4		\$0	8	7	7.3	9	7	7					
WALSH	TOM	Back	8	A	EVEN		8		\$0	8	7	7.4	8	7	8					
WARD	CHARLES		5	B					\$0	5	4	4.9	5	4	4					
WEINER	LAWRENCE	Front	1	D	EVEN			1	\$0	1	0	0.6	0	1	1					
WHALEN	KEVIN	Front	3	D	-2			1	\$0	3	2	2.4	3	2	2					
WILDER	MARK		1	D					\$0	1	0	1.0	1	1	1					
WINSLOW	BILL	Back	5	C	+1		5		\$0	4	3	4.3	4	3	5					
WITT	FRANK		0	D					\$0	0	0	0.6	0	0	0					

ROUND 1		SCHEDULED ON		NEW MEMBERS	
PLAYED FRONT NINE	78	FRONT NINE	66	TOTAL MEMBERS	17
PLAYED BACK NINE	66	BACK NINE	78		177
TOTAL PLAYERS	144	UNSCHEDULED	33	RAINOUT OR OPEN DATE	1

WHITE TEE MEMBERS	47
GOLD TEE MEMBERS	130

AVERAGE QUOTA	5.7
APS OVERALL	4.8

\*NEW QUOTA = AVG(HGHST of LAST 3 SCRS + AVG PNT SCR)  
 \*FEWER THAN THREE SCORES - NO QUOTA  
 \*\*WINNINGS CAPPED AFTER MEMBER WINS \$155 OR MORE  
 \*\*\*MINIMUM POINT SCORE = OLD QUOTA MINUS 1  
 \*\*\*\*AVG PNT SCR - CUMULATIVE SINCE SEASON START  
 LAST SEASON'S VALUE UNTIL 4 ROUNDS ARE PLAYED

DQ = DISQUALIFIED

NEW ASSIGNED QUOTA FLIGHT
------------------------------

WINNERS TO DATE 19

GOLF PRIZES TO DATE 19

TEE CHOSEN FOR SEASON	WHITE GOLD	MUST PLAY FROM WHITE TEES MUST PLAY FROM GOLD TEES	YOU MUST PLAY YOUR TEE EVEN IF OTHERS IN GROUP PLAY OTHER TEE
-----------------------	------------	---	---

DQ1 Wrong Nine || DQ2 Wrong Tee || DQ3 Wrong Scorecard Side || DQ4 No Full Last Names || DQ5 No Date or Signature || DQ6 Other

**WELCOME TO THE**

**38th**

**SEASON**



<b>ROUND 1 WINNERS</b>		
★ ★ ★ ★ ★	<b>FRONT NINE</b>	<b>BACK NINE</b>
★ ★ ★ ★ ★ <b>FLIGHT A</b> 40 MEMBERS ★ ★ ★ ★ ★	<b>25 MEMBERS PLAYED</b> <b>+7 WON \$40 +3 WON \$10</b> BOB CREIGHTON \$10 BILL SULLIVAN \$10 JAMES TAYLOR \$40	<b>13 MEMBERS PLAYED</b> <b>+4 WON \$40 +3 WON \$10</b> ED BURKE \$10 JAMES SEREVITCH \$40
★ ★ ★ ★ ★ <b>FLIGHT B</b> 40 MEMBERS ★ ★ ★ ★ ★	<b>18 MEMBERS PLAYED</b> <b>+5 WON \$40 +2 WON \$10</b> BOB BOYCE \$10 PETER LAQUIDARA \$10 SHAWN MCKALLAGAT \$40	<b>12 MEMBERS PLAYED</b> <b>+3 WON \$40 +1 WON \$10</b> JOHN ANGELO \$40 DANIEL SULLIVAN \$10
★ ★ ★ ★ ★ <b>FLIGHT C</b> 40 MEMBERS ★ ★ ★ ★ ★	<b>18 MEMBERS PLAYED</b> <b>+3 WON \$40 +2 WON \$10</b> JIM BUCKLEY \$40 FRANK TAMMARO \$10	<b>14 MEMBERS PLAYED</b> <b>+3 WON \$20</b> AL RODENHISER \$20 BILL WALKER \$20
★ ★ ★ ★ ★ <b>FLIGHT D</b> 40 MEMBERS ★ ★ ★ ★ ★	<b>10 MEMBERS PLAYED</b> <b>+2 WON \$40 EVEN WON \$10</b> RAY FITZGERALD \$40 GARY HAGER \$10 WALTER TALBOT \$10	<b>21 MEMBERS PLAYED</b> <b>+6 WON \$40 +4 WON \$10</b> DAVE CURRAN \$40 FRANK NOBLE \$10
★ ★ ★ ★ ★	<b>MAY 15, 2024</b>	<b>38th SEASON</b>
★ ★ ★ ★ ★	<b>144 OUT OF 177 MEMBERS PLAYED &gt;=50% OF ROUNDS</b>	
★ ★ ★ ★ ★	<b>12% (19) OF MEMBERS WON 19 GOLF PRIZES</b>	

# WELCOME TO THE



## 38th



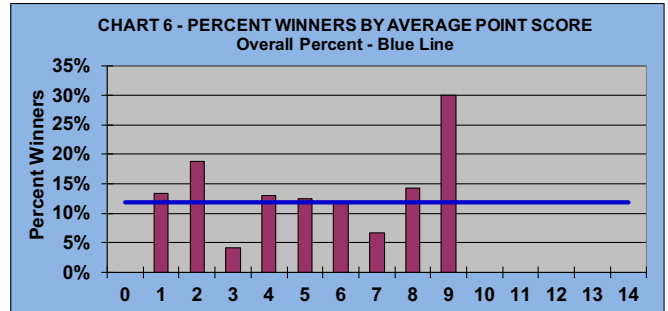
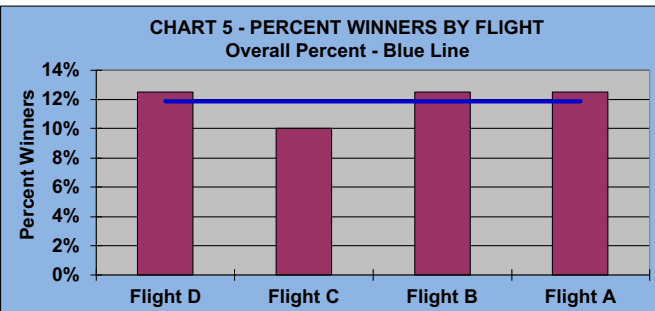
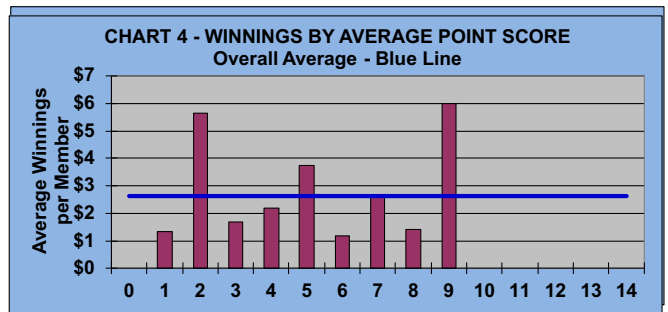
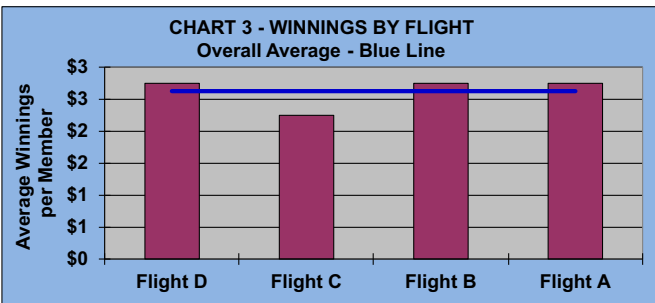
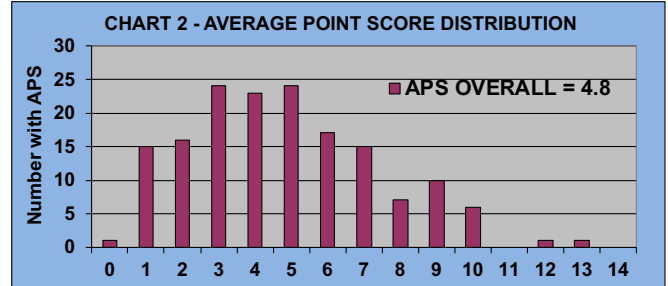
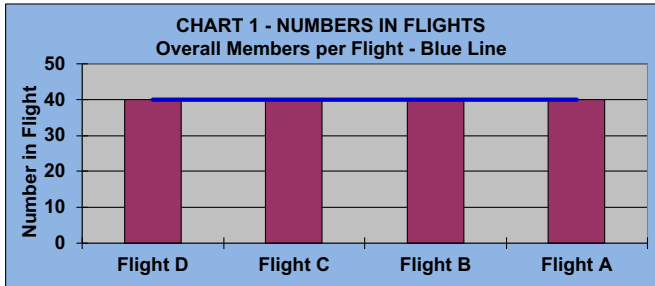
# SEASON

## LEAGUE STATISTICS AFTER 1 ROUND OF PLAY

TABLE 1 2024 SEASON - RESULTS AFTER 1 ROUNDS OF PLAY											
	Number of Players				\$ Allocated	\$ Won	\$ Won per Member	\$ Won per Winner	Max \$ Won	Over "Limit"	Percent Attendance
	Members (New)	Average	Winners	Percent Winners							
Flight A	40 (0)	38	5	13%	\$112	\$110	\$3	\$22	\$40	0	95%
Flight B	40 (0)	30	5	13%	\$112	\$110	\$3	\$22	\$40	0	75%
Flight C	40 (0)	32	4	10%	\$112	\$90	\$2	\$23	\$40	0	80%
Flight D	40 (0)	31	5	13%	\$112	\$110	\$3	\$22	\$40	0	78%
<b>Total</b>	<b>160 (0)</b>	<b>131</b>	<b>19</b>	<b>12%</b>	<b>\$446</b>	<b>\$420</b>	<b>\$3</b>	<b>\$22</b>	<b>\$40</b>	<b>0</b>	<b>81%</b>

TABLE 2	AVERAGE POINTS SCORED OVER QUOTA	
	Running Average	Round 1
	-0.47	-0.47

TABLE 3	AVERAGE QUOTA	
	Before Play	After Play
	5.59	5.69



# WELCOME TO THE



## 38th



# SEASON

## GOLD AND WHITE TEES COMPARISON AFTER 1 ROUND OF PLAY

**TABLE 4**  
2024 SEASON - RESULTS AFTER 1 ROUNDS OF PLAY

	Number of Members Who Play From				\$ Won per Member		Number of Winners		Percent Winners		Max \$ Won	
	Gold Tees		White Tees		Gold Tees	White Tees	Gold Tees	White Tees	Gold Tees	White Tees	Gold Tees	White Tees
	Gold Tees	White Tees	Gold Tees	White Tees	Gold Tees	White Tees	Gold Tees	White Tees	Gold Tees	White Tees	Gold Tees	White Tees
Flight A	26	14	\$100	\$10	\$4	\$1	4	1	15%	7%	\$40	\$10
Flight B	31	9	\$100	\$10	\$3	\$1	4	1	13%	11%	\$40	\$10
Flight C	32	8	\$90	\$0	\$3	\$0	4	0	13%	0%	\$40	\$0
Flight D	35	5	\$100	\$10	\$3	\$2	4	1	11%	20%	\$40	\$10
<b>Total</b>	<b>124</b>	<b>36</b>	<b>\$390</b>	<b>\$30</b>	<b>\$3</b>	<b>\$1</b>	<b>16</b>	<b>3</b>	<b>13%</b>	<b>8%</b>	<b>\$40</b>	<b>\$10</b>

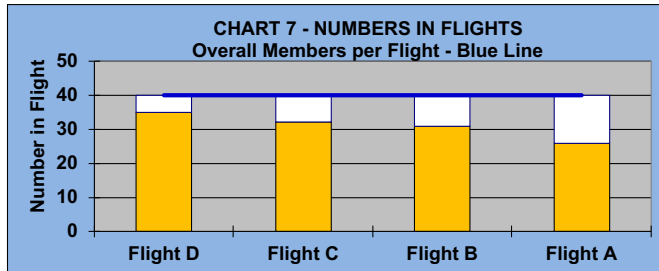
**AVERAGE POINTS SCORED OVER QUOTA**

TABLE 5	
Gold Tees	White Tees
-0.13	-1.50

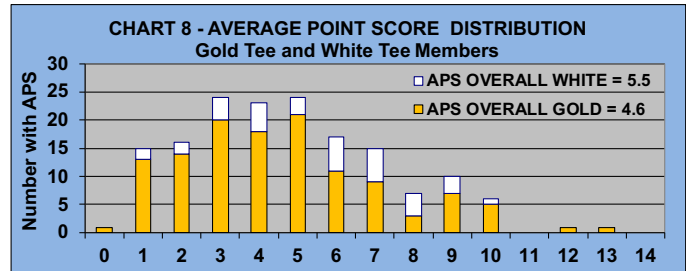
**AVERAGE QUOTA**

TABLE 6	
Gold Tees	White Tees
5.46	6.47

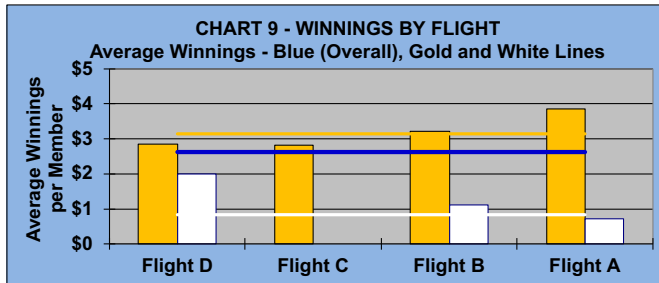
**CHART 7 - NUMBERS IN FLIGHTS**  
Overall Members per Flight - Blue Line



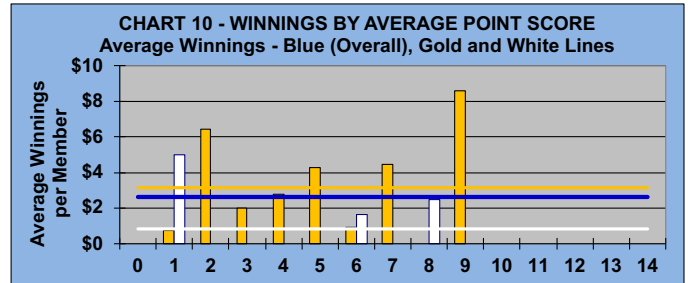
**CHART 8 - AVERAGE POINT SCORE DISTRIBUTION**  
Gold Tee and White Tee Members



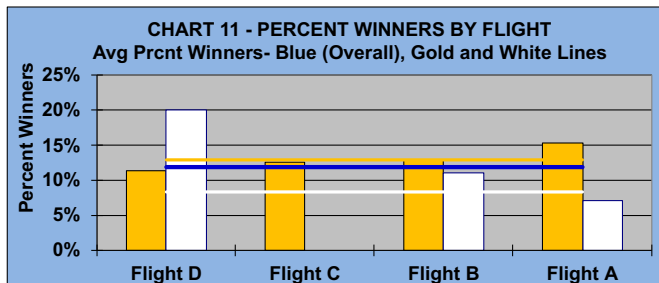
**CHART 9 - WINNINGS BY FLIGHT**  
Average Winnings - Blue (Overall), Gold and White Lines



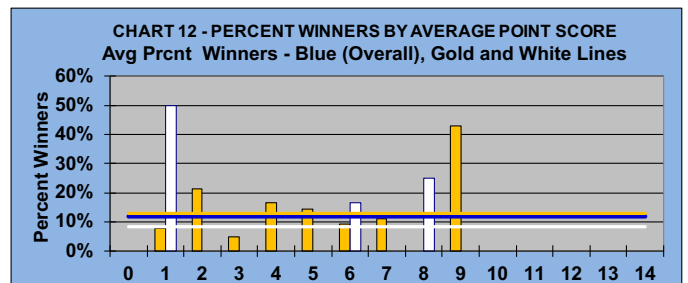
**CHART 10 - WINNINGS BY AVERAGE POINT SCORE**  
Average Winnings - Blue (Overall), Gold and White Lines



**CHART 11 - PERCENT WINNERS BY FLIGHT**  
Avg Prcnt Winners - Blue (Overall), Gold and White Lines



**CHART 12 - PERCENT WINNERS BY AVERAGE POINT SCORE**  
Avg Prcnt Winners - Blue (Overall), Gold and White Lines

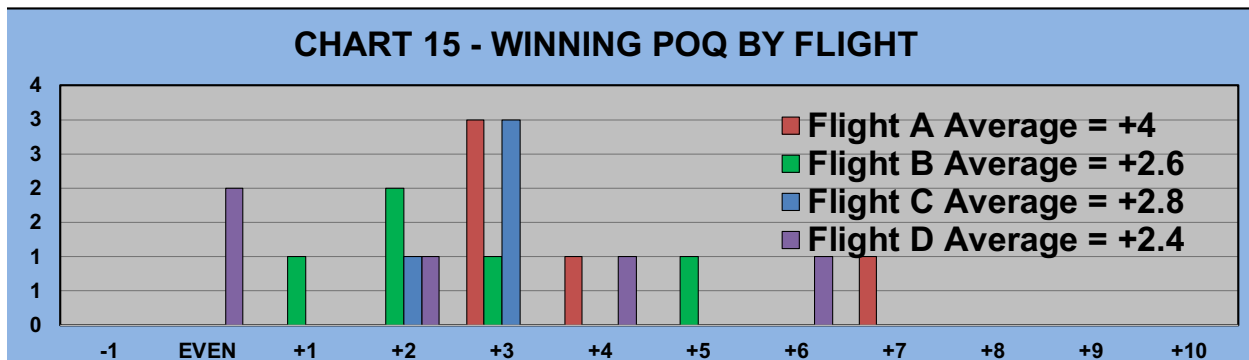
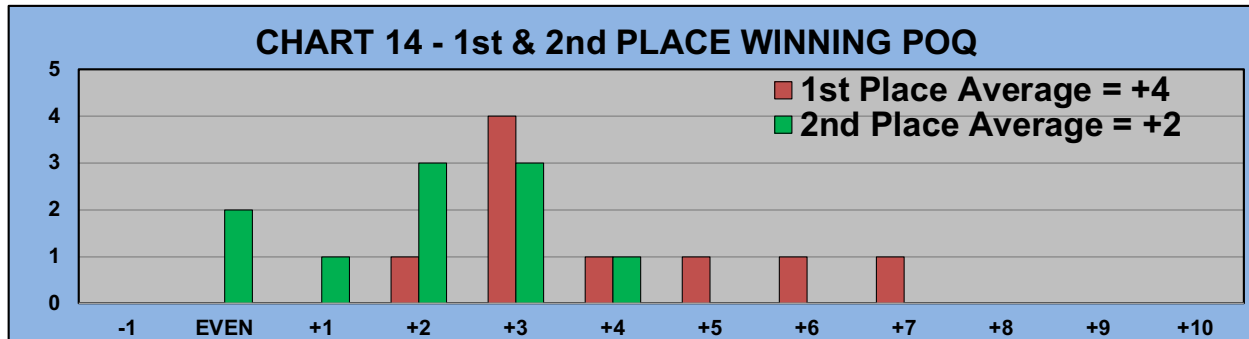
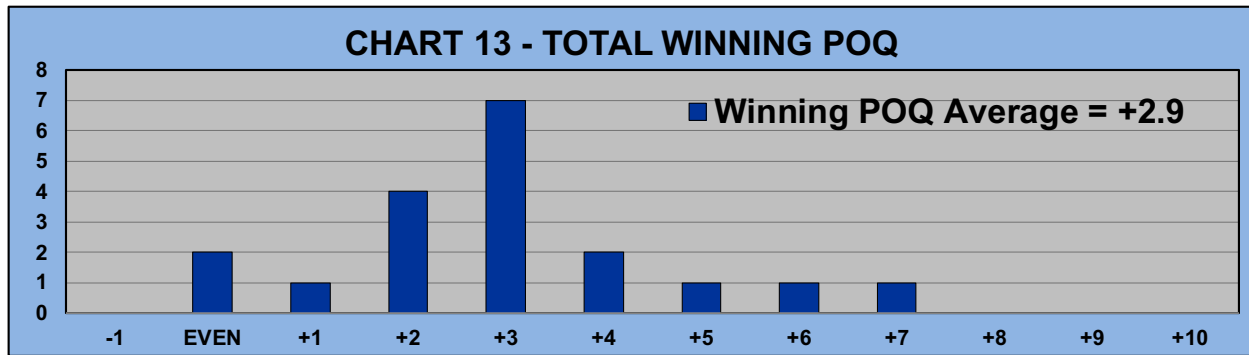




## WINNING POINTS OVER QUOTA (POQ)



AFTER 1 ROUND OF PLAY







## WINNING POINTS OVER QUOTA (POQ)



AFTER 1 ROUND OF PLAY

